



CAMSIZER ONLINE

ONLINE 3D DYNAMIC IMAGE ANALYZER

PROCESS OPTIMIZATION THROUGH
ONLINE DYNAMIC IMAGE ANALYSIS

MICROTRAC MRB

PARTICLE CHARACTERIZATION AT ITS BEST



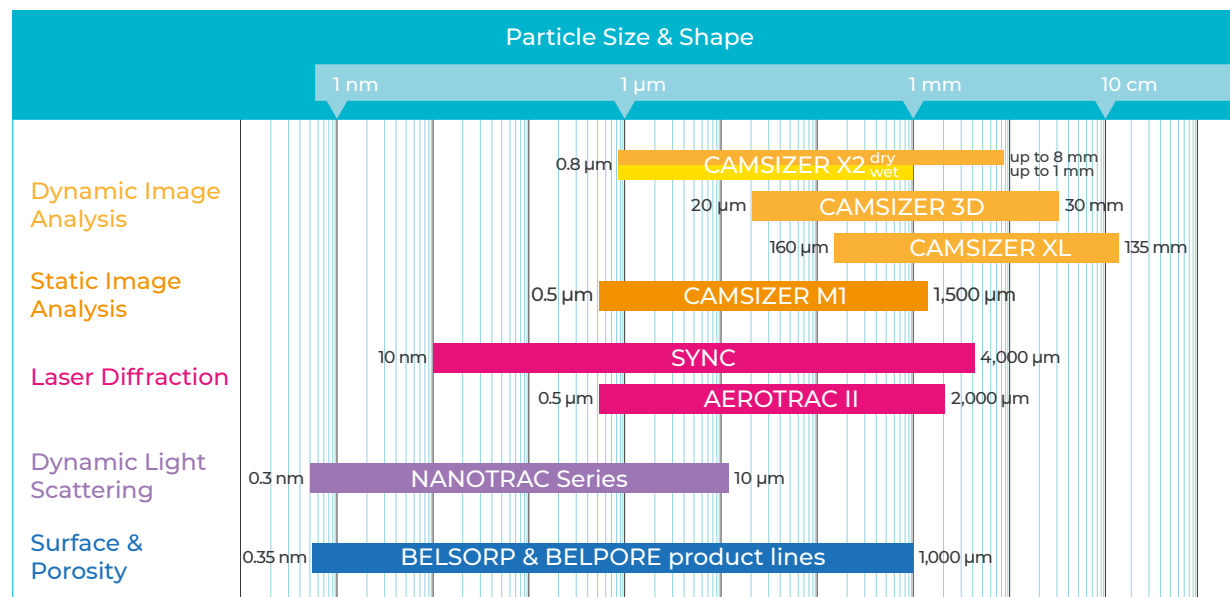
Microtrac MRB is your preferred partner for the comprehensive characterization of particulate systems. We provide our customers with advanced technologies to obtain consistently reliable results. Innovation and quality form the basis of our business.

As part of the Verder Scientific Group we provide worldwide support through a network of subsidiaries and distributors.



MICROTRAC MRB

THREE PILLARS OF EXCELLENCE



Microtrac MRB offers three product lines with centers of excellence on three continents.

| Scattered Light Analysis

Microtrac MRB is a leading supplier of laser diffraction systems (static light scattering), a versatile method for particle size determination. The portfolio also includes dynamic light scattering instruments which are perfectly suited for the characterization of nanoparticles. The development and production site for this product line is located in Pennsylvania, USA.

| Image Analysis

With the CAMSIZER series Microtrac MRB provides high-quality systems for the measurement of particle size and particle shape based on both static and dynamic imaging. These instruments are developed and built in our production site in Haan, Germany.

| Surface & Porosity

Specific surface, BET value and porosity of powders are analyzed by gas adsorption. The competence center for this product line is located in Osaka, Japan.

The **CAMSIZER ONLINE** delivers particle size and shape information online. Combined with Microtrac MRB's tailor-made sampling systems, the information is delivered in real-time for Online process and quality control.

A NEW DIMENSION IN PARTICLE ANALYSIS

CAMSIZER ONLINE

The CAMSIZER ONLINE takes the proven capabilities and advantages of Microtrac MRB's CAMSIZER technology into the process environment. Dynamic Imaging characterizes materials in motion by digitizing photographic images of the material and storing them in an image file. Calculations of material size and morphology are used to optimize process conditions. The patented 3D technology brings process measurements to another level by the ability to track particles in all orientations through the sensing zone of the instrument.

- | Reliable online 3D particle size and shape analysis
- | Online process and quality control
- | Real-time process information
- | Tailor-made solutions

Housed in a IP66 industrial hardened enclosure, the CAMSIZER ONLINE is integrated with a standard or customized sampling system to provide real-time data for process control.

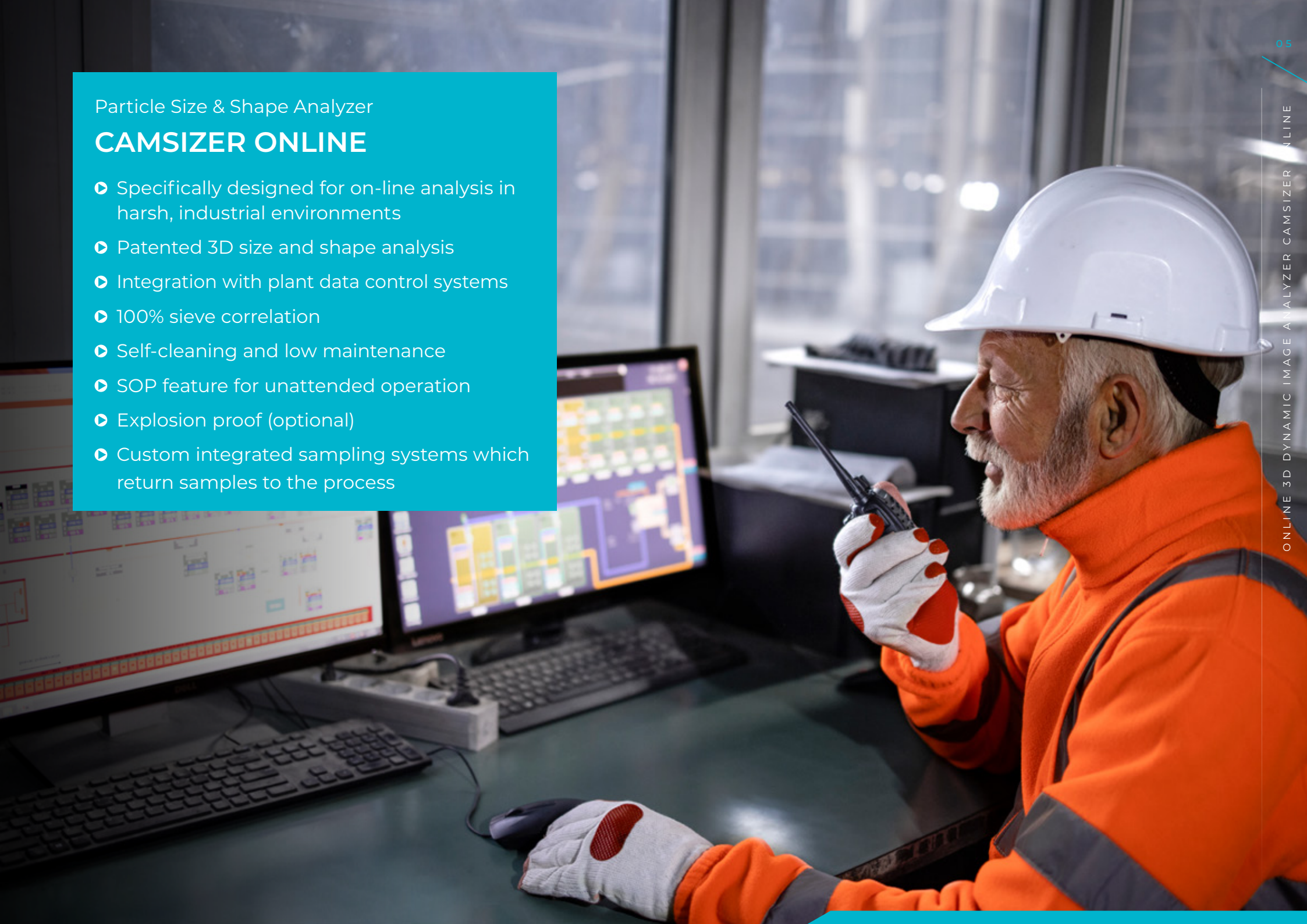
MICROTRAC
MRB



Particle Size & Shape Analyzer

CAMSIZER ONLINE

- ▶ Specifically designed for on-line analysis in harsh, industrial environments
- ▶ Patented 3D size and shape analysis
- ▶ Integration with plant data control systems
- ▶ 100% sieve correlation
- ▶ Self-cleaning and low maintenance
- ▶ SOP feature for unattended operation
- ▶ Explosion proof (optional)
- ▶ Custom integrated sampling systems which return samples to the process



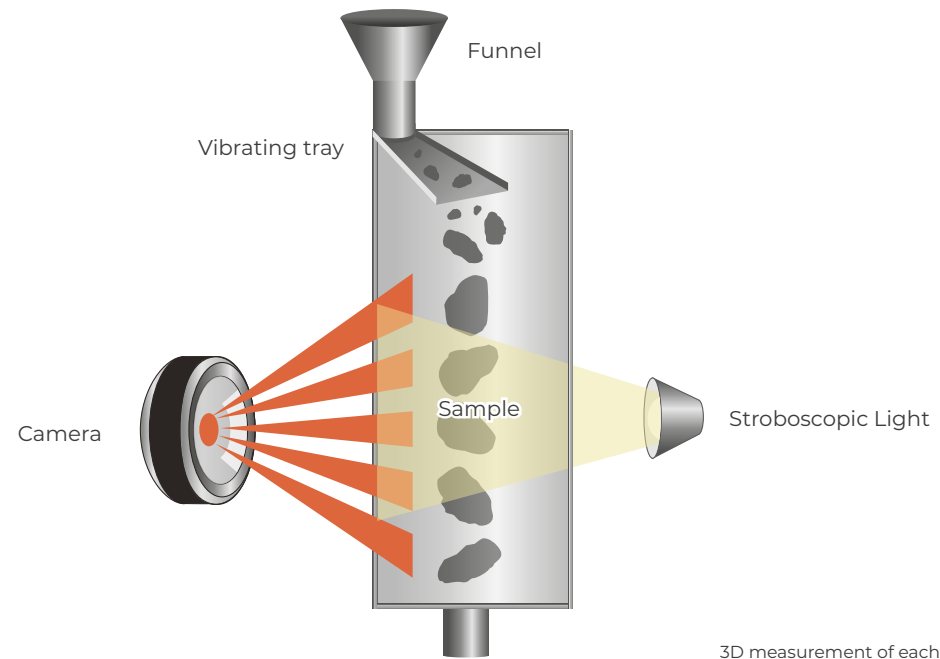
CAMSIZER ONLINE SERIES

PRINCIPLE OF ONLINE 3D PARTICLE TRACKING

Process automation in the measurement of size and morphology of materials provides faster, safer and more accurate data for process optimization. Currently many plants use laboratory-based measurements for quality and process control. This requires an operator to enter potentially dangerous parts of the facility, in order to grab a sample from the process line, walk it back to laboratory for sample preparation, measurement, evaluation and reporting. This process is rather slow and can take anything from 2 to 12 hours. During that time material parameters can change and

the process may be running at a suboptimal level, leading to poor quality material and the additional costs that inevitably arise from that.

Real-time analyses in the process deliver immediate information which is critical to process and quality control. By making adjustments in real-time, the process will operate at maximum production levels, all the while virtually eliminating any unplanned downtime. Microtrac MRB's patented 3D technology utilizes an innovative scheme of tracking particles, taking multiple images of



each particle and measuring length, width, thickness, perimeter and area. This enables the calculation of more than 35 3D size and shape parameters that are extremely valuable and accurate for on-line analysis.

Microtrac MRB's patented 3D size and shape parameters enable you to measure characteristics of your product including sphericity, surface roughness, flakiness and aspect ratios utilizing the thickness. These types of measurements result in effective, lower cost coating or post processing, packaging, storage and shipment of your

CAMSIZER ONLINE / XL

3D ONLINE IMAGE ANALYSIS FOR LARGE PARTICLES



product. These measurements also enable you to run your production equipment at optimal cost and efficiency, returning money to your bottom line.

The CAMSIZER ONLINE system utilizes a funnel, vibrating tray, stroboscopic light, powerful high resolution, high speed camera and sophisticated software to perform the measurements. Particles are introduced to the vibrating tray via the funnel. The particles travel down the vibrating tray and fall, creating a tumbling motion. The Camsizer software tracks each particle as it falls through the sensing zone, taking up to 300 pictures per second. The software automatically aligns the particles

for viewing (with 6-30 images of each particle). Particle size distributions utilizing one or multiple size parameters can be reported, and powerful filter functionality can enable the user to isolate groups of particles of particular interest to them and perform more targeted analysis. The analyzer's standard operating procedure (SOP) capability enables users to define their specific analysis and then continuously run their SOPs with no operator involvement, resulting in on-line analyses that are performed continuously and unattended. With the powerful reporting capabilities, plant operators are able to see the important 3D parameters for process

control in real-time and run trend reports, enabling plants to anticipate problems before they occur. Furthermore, integration with your Data Control System (DCS) takes full advantage of existing inside operators who monitor every other aspect of your process. By utilizing an alarm feature or color-coded graphs on the DCS, out-of-control situations are known immediately and give your operators the ability to make real-time adjustments to keep the process running and in control.

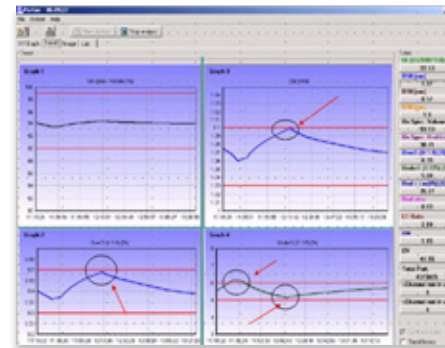
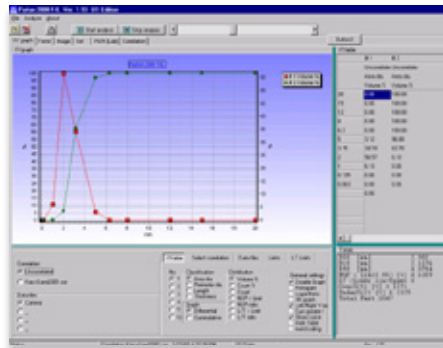
For larger materials (up to 150 mm) the CAMSIZER XL can also be used in process applications.

MICROTRAC MRB

APPLICATIONS



Particle size and shape results will be available as distribution and trend data. Due to its robust design the CAMSIZER ONLINE is working 24/7, virtually maintenance-free. All electronics are housed in an industrial IP66 casing. Various applications of free flowing particles are covered fully automatically with high precision, and provide immediate results. The operator gets all important information in real-time and can react to process changes immediately.



TYPICAL FIELDS OF APPLICATION

- ▶ FERTILIZER
- ▶ FOODSTUFF
- ▶ POLYMERS
- ▶ SINTER
- ▶ INDUSTRIAL MINERALS
- ▶ FEEDSTUFF
- ▶ EPS
- ▶ WASHING POWDER
- ▶ PHARMACEUTICALS
- ▶ CONSTRUCTION MATERIAL
- ▶ AGGREGATES
- ▶ CHEMICALS
- ▶ GLASS BEADS
- ▶ COKE

FERTILIZER

– FULL MANUFACTURING PROCESS CONTROL


Fertilizer manufacture benefits from real-time material characterization at different points in the manufacturing process.

| Drying

Particle size and Shape measurement of material coming from the Dryer is used to control the drying and granulation process. Data and information transferred directly to the Control Room allows for rapid adjustments to ensure product quality.

| Sieving

Material coming from the dryer is transferred to storage silos through a sieving process. Coarse and fine material will be sieved out and the on-specification material goes to storage. Real time control of product quality ensures correct operation of the sieving process.



A fertilizer mix for particle analysis (potash, Urea beads, DAP).

EXPANDABLE POLYSTYRENE (EPS)

– QUALITY CONTROL VIA REAL-TIME ANALYSES

Particle size and roundness are critical parameters determining quality of EPS. Material is sent to sieves to separate coarse and fine material. Real-time measurement of size and roundness at this point allows faster control to maximize output of quality product.

Particle size is important in the ability of materials to absorb moisture. Overpopulation of fine material inhibits that ability. CAMSIZER ONLINE monitors particle size and provides the control room with the information required to minimize fine material in the process.



Expanded polystyrene pellets for production.

EXTRUDATES

– PRECISE & FAST 3D MEASUREMENT

A highly viscous paste is pressed through a matrix and cut with a sharp knife. The material in use can consist of plastic granules, extrudates, washing powder, or something similar. The on-line measurement ensures a continuous size and shape information in real-time.

Extruded particles usually have the shape of small cylinders. The CAMSIZER ONLINE measures the length to thickness ratio of the

cylinders, as well as the total size of the particles. This is made possible by the patented 3D capabilities of the CAMSIZER ONLINE. The 3D measurement consequently ensures reliable and fast results on the quality of the granulate.



Blue plastic extrudates.

BULK MATERIAL

– RELIABLE MATERIAL CHECK AT LOADING STATIONS

In many cases, bulk materials are first stored before being shipped as raw product to other processors. When bulk material is loaded onto trains, ships or trucks, it is important to be able to assure the end users that the loaded material exactly meets the specifications.

In the past, this quality control was performed via sieve analysis. In that case, the samples are manually taken and sent to the laboratory.

There, the sieve analysis is performed and within 30 to 60 minutes the results are transmitted to the operators at loading station.

With the CAMSIZER ONLINE, fast measurements are possible within 5 to 10 minutes. In addition, the results are immediately reported to the control room. This means that the quality is analyzed in real-time during the hold loading process.



Transportation and handling of bulk material.

TECHNICAL DETAILS

SPECIFICATIONS AT A GLANCE

Measuring range	ONLINE: 30 µm - 30 mm // ONLINE XL: 160 µm - 150 mm
Measurement principle	Dynamic image analysis
Type of analysis	Dry analysis of powders, granulates and bulk material
Typical analysis time	approx. 5 - 10 minutes (depending on the desired measuring statistics)
Detection system	High-speed camera with 100 images per second (each with 5 MP)
Electrical	AC input: 100 - 132 VAC (120 VAC model) / 200 - 250 VAC (240 VAC model), 47-63 Hz, single phase
Power consumption	Approx. 75 VA maximum
Environmental	Temperature: 10°C to 35°C (50°F to 95°F) Humidity: 20% to 90% RH, non-condensing maximum Storage temperature: -10°C to 50°C (14°F to 122°F) (dry only) Pollution: Degree 2
Compliance	ISO 13322-2 Dynamic Image Analysis
Physical specifications	Case material: Stainless steel Epoxy overcoat finish (optional) Sample transport material: Stainless steel
Dimensions (H x W x D)	ONLINE: 35 x 55 x 12 in (900 x 1401 x 300 mm) // ONLINE XL: 48 x 67 x 16 in (1229 x 1693 x 400 mm)
Weight	ONLINE: 132 lbs (60 kg) // ONLINE XL: 198 lbs (90 kg)

08/2022 Subject to technical modifications and errors

Microtrac Inc.

3230 N. Susquehanna Trail
York, PA 17406
USA

Phone: +1 888 643 5880
marketing@microtrac.com
www.microtrac.com

MicrotracBEL Corp.

8-2-52 Nanko Higashi, Suminoe-ku
Osaka 559-0031
Japan

Phone: +81 6 6655 0360
info@microtrac-bel.com
www.microtrac.com

Microtrac Retsch GmbH

Retsch-Allee 1-5
42781 Haan
Germany

Phone: +49 2104 2333 300
info@microtrac.com
www.microtrac.com

VERDER
scientific

VERDER SCIENTIFIC

**SCIENCE
FOR SOLIDS**

Verder Scientific is a business field belonging to the Verder Group and sets standards in the development, manufacture and sale of laboratory and analytics devices. Used in quality control, research and development for test-piece preparation and the analysis of solids.

For several decades our companies have supplied production plants and research institutes, laboratories for quality testing and analytics, all kinds of technical specialists and scientists with modern, reliable devices to solve the many and varied challenges they face.

